

WOOD FRAME LED PANEL LIGHT - Back-lit

Unique Wooden Design, ENERGY EFFICIENT

Technical Data sheet for Wood Frame Back-lit LED Panel Light



WOOD FRAME LED PANEL LIGHT - Back-lit

Unique Wooden Design, ENERGY EFFICIENT




Products Specification

Item No.	LEDINT-2080H	LEDINT-3030H	LEDINT-30120H	LEDINT-4545H	LEDINT-6060H
Input Voltage	AC220-240	AC220-240	AC220-240	AC220-240	AC220-240
Power	24W	12W	36W	24W	36W
Lumen (source) :	2500LM	1200LM	3800LM	2500LM	3800LM
Lumen (effective)	1500LM	800LM	2250LM	1500LM	2250LM
CRI	RA>80	RA>80	RA>80	RA>80	RA>80
Beam Angle	120°	120°	120°	120°	120°
IP	IP22	IP22	IP22	IP22	IP22
Life (HOUR)	50,000H	50,000H	50,000H	50,000H	50,000H
Working Temp.	-20°C to 45°C	-20°C to 45°C	-20°C to 45°C	-20°C to 45°C	-20°C to 45°C
CCT	Single color or 3 CCT Color changeable	Single color or 3 CCT Color changeable	Single color or 3 CCT Color changeable	Single color or 3 CCT Color changeable	Single color or 3 CCT Color changeable
Warranty	3 Years	3 Years	3 Years	3 Years	3 Years
Size (Single color)	200*800*70mm	300*300*60mm	300*1200*70mm	450*450*70mm	587.5*587.5*70mm
Size (CCT Changed)	200*800*75mm	300*300*75mm	300*1200*75mm	450*450*75mm	587.5*587.5*75mm

WOOD FRAME LED PANEL LIGHT - Back-lit

Unique Wooden Design, ENERGY EFFICIENT

Product Details



Aluminum Fixture
+ALUMINUM FIXTURE


+Wood Fixture
+WOOD FIXTURE



WOOD FRAME LED PANEL LIGHT - Back-lit

Unique Wooden Design, ENERGY EFFICIENT


Easy Installation



Light Effect



3000K



4500K



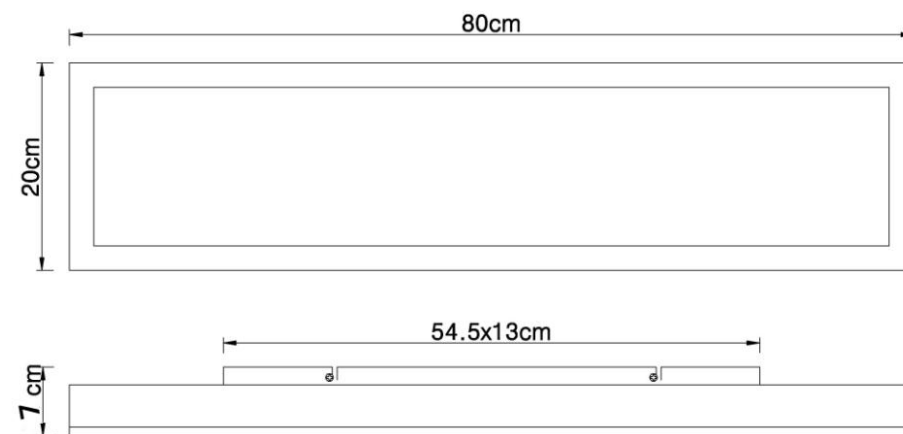

6500K

WOOD FRAME LED PANEL LIGHT - Back-lit

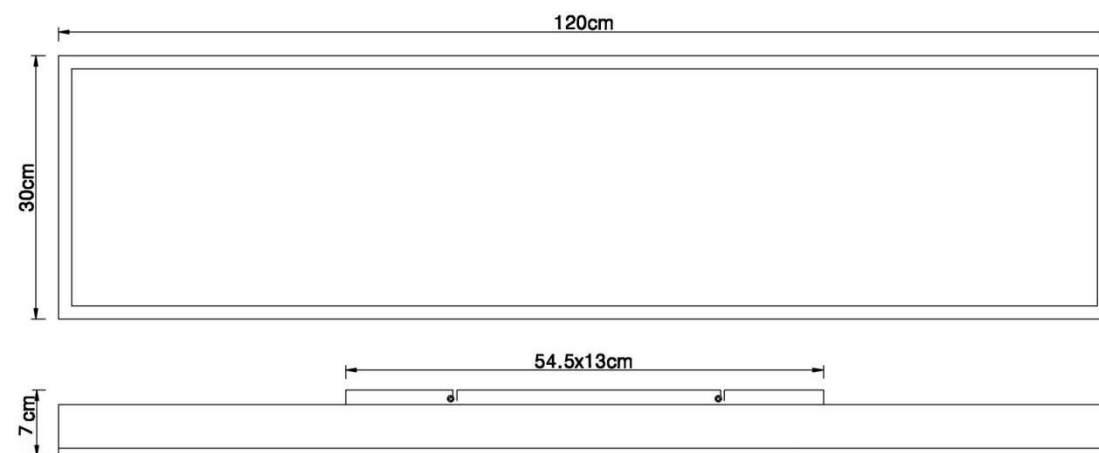

Unique Wooden Design, ENERGY EFFICIENT

Product Picture and Dimension:

➤ **20*80*7cm**



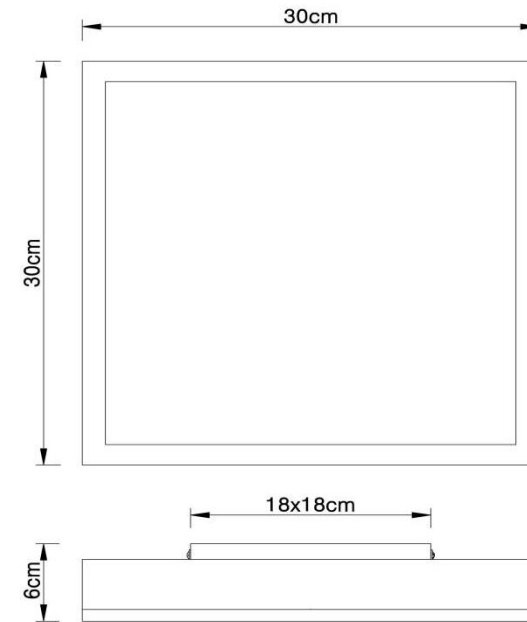
➤ **30*120*7cm**




WOOD FRAME LED PANEL LIGHT - Back-lit

Unique Wooden Design, ENERGY EFFICIENT

➤ **30*30*6cm**





➤ **45*45*7cm**



WOOD FRAME LED PANEL LIGHT - Back-lit

Unique Wooden Design, ENERGY EFFICIENT

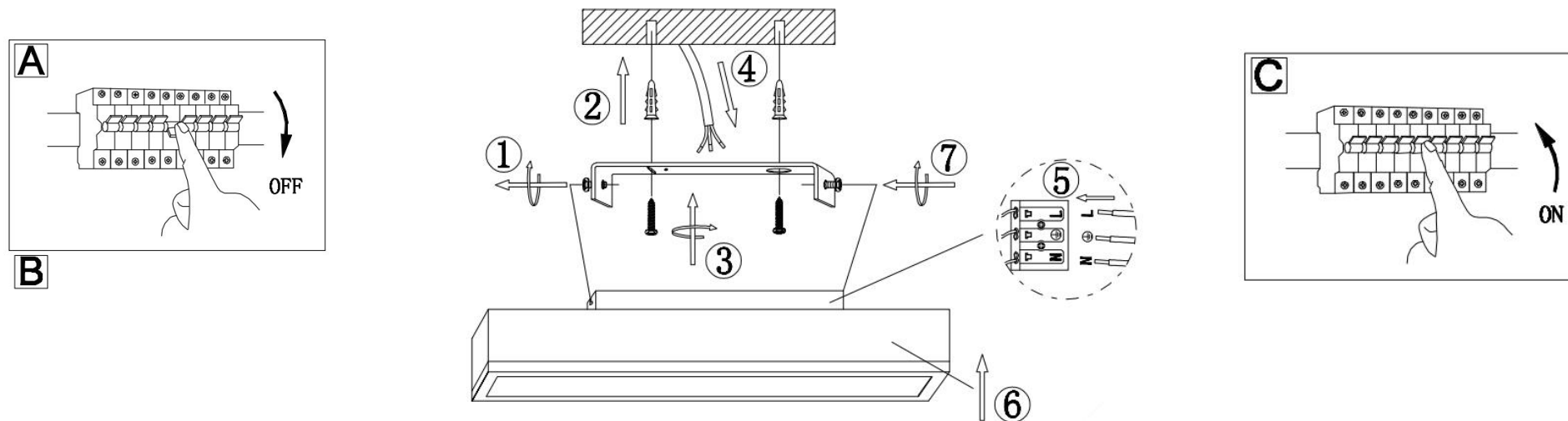
➤ **58.75*58.75*7cm**



WOOD FRAME LED PANEL LIGHT - Back-lit

Unique Wooden Design, ENERGY EFFICIENT

Installation:



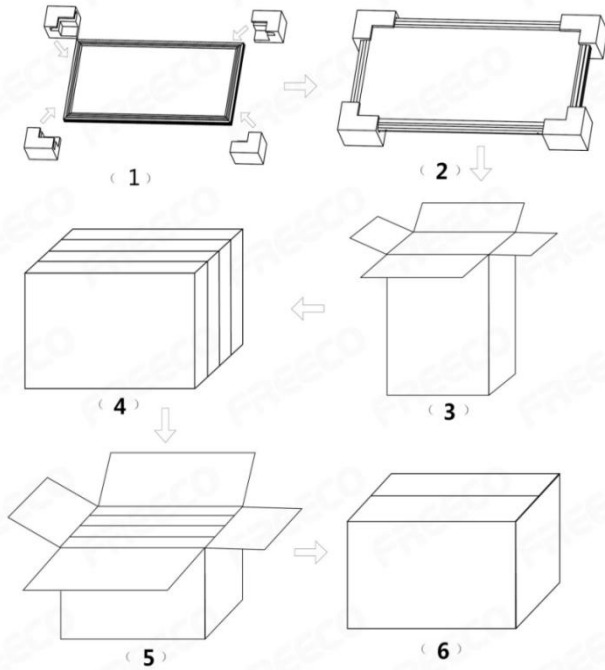
Safety Information

1. Please read the product specification carefully first to confirm that the working environment is in line with the condition on the specification before it is used.
2. Please confirm the input voltage and frequency before use.
3. The light must be installed by professional personnel.
4. If the power cord and case of the products are damaged, it will be regarded as disqualified product and should not be used.
5. Dangerous high voltage. Non professional personnel should not repair.
6. If external soft cable or wire of the product is damaged, the wire should be replaced by manufacturer or service agent or personnel with similar qualification to avoid danger.

WOOD FRAME LED PANEL LIGHT - Back-lit

Unique Wooden Design, ENERGY EFFICIENT

Packing details



WOOD FRAME LED PANEL LIGHT - Back-lit

Unique Wooden Design, ENERGY EFFICIENT

Application: Hotel/Drawing room/Bedroom




WOOD FRAME LED PANEL LIGHT - Back-lit

Unique Wooden Design, ENERGY EFFICIENT



Drawing Room 3000K 4000K 6500K



Bedroom 3000K 4000K 6500K